


Main Feature



1. High switching current 16A.
2. 8mm Creepage distance.
3. Surge Strength up to 10,000V and Dielectric Strength 5,000V available.
4. High Sensitivity DC Coil Type of low power consumption available.
5. 1/3 Horse Power at 250VAC of GZ Series is certified by UL.
6. TV-8 at 120VAC rating of GZT Model is approved by UL.
7. Halogen Free series available.
8. Comply with RoHS and REACH regulations

Contact Rating

Load Type	GZ	GZT (DM/LM)
Rated Load (Resistive)	N.O.: 16A 250VAC N.O.: 16A 24VDC N.C.: 10A 250VAC N.C.: 10A 24VDC	16A 250VAC 16A 24VDC
	20A 120 VAC (UL)	20A 120 VAC (UL)
	20A 24 VDC (UL)	20A 24 VDC (UL)
Contact Capacity Rated Carrying Current	-	TV-8 120VAC
	16A	16A
Max. Allowable Voltage	AC: 240V	AC: 240V
	DC: 110V	DC: 110V
Max. Allowable Current	16A	16A
Max. Allowable Power Force	4,000VA	4,000VA
	380W	380W
Contact Material	Ag Alloy	Ag Alloy
Contact Form	SPDT	SPST

35°C Max. (L Type)

Application

Cooking Appliances, Air Conditioner, Audio Equipment, Domestic Appliances, Controlling Equipment... etc.

Performance (at Initial Value)

- Contact Resistance 100mΩMax. @1A,6VDC
- Operate Time..... 15 mSec. Max. (D Type)
20 mSec. Max. (L Type)
- Release Time 8 mSec. Max.
- Dielectric Strength:
Between Coil & Contact..... 5,000VAC at 50/60 Hz
for one minute
Between Contacts 1,000VAC at 50/60 Hz
for one minute
- Surge Strength..... 10,000V (between Coil
& Contact 1.2x50μSec.)
- Insulation Resistance 100 MegaΩ Min. at
500VDC
- Max. On/Off Switching:
Electrical 6 Cycles per Minute
Mechanical 300 Cycles per Minute
- Temperature Range..... -30~+55°C
- Humidity Range 45~85% RH.
- Coil Temperature Rise..... 45°C Max. (D Type)

- Vibration:
Endurance..... 10 to 55 Hz dual
amplitude width 1.5mm
- Error Operation 10 to 55 Hz dual
amplitude width 1.5mm
- Shock:
Endurance 1,000 m/S²
Error Operation 100 m/S²
- Life Expectancy:
Mechanical 10⁷ Operations at No
Load condition
Electrical 10⁵ Operations at
Rated Resistive Load.
2.5x10⁴ Operations at
TV Rated Load.
- Weight..... About 13.2 g

Safety Standard & File Number

- UL & C-UL..... E141060
- TÜV R9854192
- VDE..... 40006999

Coil Specification (at 20°C)

Coil Sensitivity	Nominal Voltage (VDC)	Nominal Current (mA)	Coil Resistance ($\Omega \pm 10\%$)	Power Consumption (W)	Pull-In Voltage (VDC)	Drop-Out Voltage (VDC)	Maximum Allowable Voltage (VDC)
GZ/D/DM GZT/DM	3	240	12.5	Abt. 0.72	80% Maximum	5% Minimum	130%
	5	138.9	36				
	6	120	47				
	9	78.3	115				
	12	60	200				
	24	29.3	820				
GZ/L/LM GZT/LM	3	176.5	17	Abt. 0.54	80% Maximum	5% Minimum	130%
	5	100	50				
	6	88	68				
	9	58	155				
	12	44.4	270				
	24	21.8	1,100				
	48	10.9	4,400				

Ordering Information

GZ - SS - 1 12 D M

Contact Form:

Nil: One Form C

M: One Form A

B: One Form B

Coil Type:

D: Standard DC

L: High DC

Coil Voltage:

03: 3V, **05:** 5V, **06:** 6V, **09:** 9V, **12:** 12V, **24:** 24V, **48:** 48V

Number of Pole:

1: One Pole

Type of Sealing:

SS: RT II Flux Proofed

SH: RT III Wash Tight

Type:

GZ

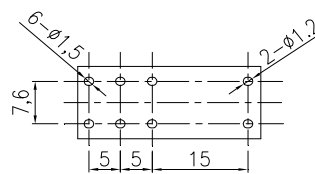
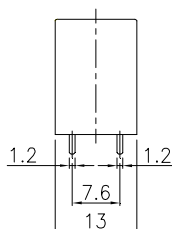
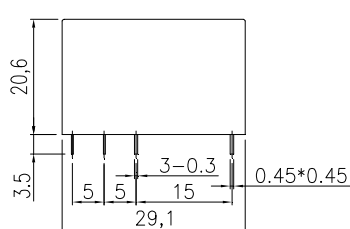
GZT

Classification

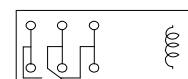
Model	GZ / GZT					
Coil Sensitivity	Standard DC			High DC		
Contact Form	1C	1A	1B	1C	1A	1B
Flux Proofed	GZ-SS-1□□D	GZ (T)-SS-1□□DM	GZ-SS-1□□DB	GZ-SS-1□□L	GZ (T)-SS-1□□LM	GZ-SS-1□□LB
Wash Tight	GZ-SH-1□□D	GZ (T)-SH-1□□DM	GZ-SH-1□□DB	GZ-SH-1□□L	GZ (T)-SH-1□□LM	GZ-SH-1□□LB

Dimension ($\leq 5\text{mm} \pm 0.2\text{mm}$, $> 5\text{mm} \pm 0.3\text{mm}$, the tolerance of PCB thru hole: $+0.1\text{mm}$)

GZ

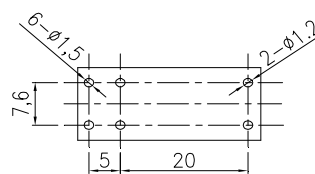
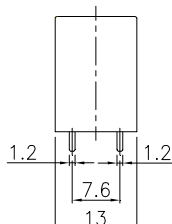
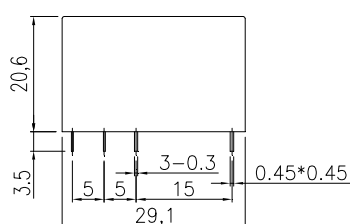


P.C.B. Layout

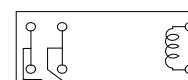


Bottom View

GZT



P.C.B. Layout



Bottom View

V.01DS